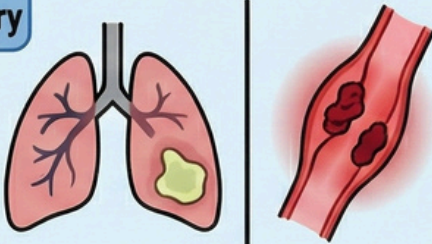
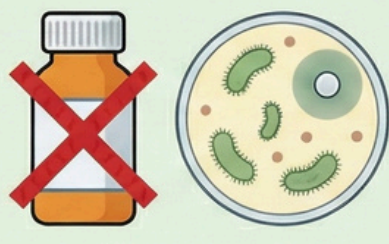






# APPROACH TO NON-RESPONSE - THE 'SIN'

## Antibiotic Non-Response Troubleshooting: The 'SIN' Mnemonic

<p><b>S</b> Secondary</p> <p><b>Secondary Issues</b> (Complications &amp; New Infections)</p>  <p><b>Possible Reasons &amp; Examples</b></p> <ul style="list-style-type: none"><li>• <b>Complications:</b> Empyema, Lung abscess, Undrained collections</li><li>• <b>New Infection:</b> HAP, Thrombophlebitis</li></ul> <p><b>Your Next Actions</b></p> <ul style="list-style-type: none"><li>• Repeat imaging to check for collections</li><li>• Obtain new cultures</li></ul>	<p><b>I</b> Inadequate</p> <p><b>Inadequate or Inappropriate Abx</b></p>  <p><b>Possible Reasons &amp; Examples</b></p> <ul style="list-style-type: none"><li>• <b>Inadequate:</b> Wrong dose, poor absorption, poor penetration</li><li>• <b>Inappropriate:</b> Bacterial Resistance (e.g., MRSA, ESBL)</li></ul> <p><b>Your Next Actions</b></p> <ul style="list-style-type: none"><li>• Review culture &amp; sensitivity results</li><li>• Consult Pharmacist/ID for dosing or agent change</li></ul>	<p><b>N</b> Not</p> <p><b>Not Infection</b> (Mimics &amp; Other Diagnoses)</p>  <p><b>Possible Reasons &amp; Examples</b></p> <ul style="list-style-type: none"><li>• <b>Inflammatory:</b> Drug Fever, Gout, SLE flare, Vasculitis</li><li>• <b>Malignancy:</b> Occult Cancer</li><li>• <b>Cardiopulmonary:</b> PE, CCF</li></ul> <p><b>Your Next Actions</b></p> <ul style="list-style-type: none"><li>• Broaden workup for non-infectious causes</li></ul>
---	---	--

Use this guide when a patient is **not improving** to systematically identify the cause.

## ADDITIONAL INFO



VIDEO



VISUAL SUMMARY